

USA

Dust Guard



Dust Extractor Accessories Hoses, Connections, Filters

How To: Upgrade a Vac's CFM & Performance

Div. of Scott Electric • 412-605-2992

Vacuum Inlets, Replacement Hoses, Dust Shroud Connectors

Eliminate Proprietary Connectors
& Inferior Hoses

HOW TO:

Use Our Universal Hose Cuffs
& Superior Hoses



Inlet Connections for All Brands & Models of Vacuums



Connectors for All Hose Sizes & Dust Shroud Diameters



Inlet Cuffs (for vacs): Install one of these to increase CFM & Vac Performance

Universal Inlet Cuff — Accepts both hose diameters, 1-1/2" and 2".



1. Universal Inlet Cuff
#IC200U \$18.95

Installs into the inlet port of the following vacuums to eliminate using a 1-1/4" hose. Advantages include:

1. CFM increases, amp draw decreases, clogs from chunks of debris are reduced.
2. same cuff accepts a 1.5 and 2" hose
3. fits vacuums: Bosch (all models), Fein, Hilti (all models), Makita, Metabo, Milwaukee, Nilfisk, etc.



- External thread accepts a 2" hose
- To use a 1-1/2" hose, use hose cuff D1520S.

2" Inlet Cuff — Accepts 2" hose. Fits: Bosch, Fein, Hilti, Husqvarna, Makita, Metabo, Milwaukee, others.



2" Vinyl Inlet Cuff
#D2020S \$12.00

FACT: the tank inlet opening on vacuums is over 2", but to increase "lift" or H2O, a 1-1/4" hose is supplied which *reduces* CFM.

Our 2" Vinyl Cuff #D2020S securely installs in the inlets of vacuums to use a 2" hoses. By maintaining the same orifice size (2"), maximum CFM at the *end-of-the-hose* is achieved and the motor and circuits operate cooler.



Superior Hose: 2 types, both with a Smooth Interior

Hoses are sold in 25' lengths, cut to the length you need.

2" Hose — FACT: 1) by maintaining the same diameter from the tank (2") the vacuum's maximum CFM is transferred to the end-of-the-hose *where-it-matters-most*, 2) when manufacturers reduce the hose to 1-1/4", CFM at-the-end-of-the-hose is reduced, motors run hot, electrical circuits run hot and chunks of debris clog in the narrow hose.

Smooth Interior Hose — FACT: Inferior hoses have corrugations (valleys) inside the hose which causes dust to settle and accumulate. As it accumulates, the hose gets heavy and the passageway narrows which restricts airflow (reduces CFM) and causes the motor and circuit to run hot. Visible dust increases and productivity suffers. Smooth interior hoses assure efficient motor operation.

Hose Type: Very Light & Flexible

A+ for tuck pointing, drilling, chiseling, sawing, surface grinding.

1-1/2" x 25' Hose
#231578 \$74.00

2" x 25' Hose
#233060 \$109.00



Hose Type: Lightweight, Reinforced, Crush Resistant, Flexible, Superior Durability

Good flexibility with tight bending characteristics — recommended for floor grinders and walk-behind saws

1-1/2" x 25' Hose
#D1525C \$64.00

2" x 25' Hose
#D2025C \$89.00



Hose Cuffs — Simple, screw-on connectors: threads on the hose X smooth-end which provides a secure, friction fit to the dust port. Universal - for use with all dust ports and vacuums.



Thread-On -x- Smooth-End — Made of High Quality, Pliable USA Vinyl.

2" Hose: cuffs thread onto 2" hose, smooth end attaches to dust exhaust ports.

D2020S 298665	2" ID Smooth-End - attaches to dust shrouds with 2" OD. This same cuff fits into the inlet port of most vacuums to use a 2" hose.	\$12.00
D2020SS	2" ID Smooth-End <i>with Swivel</i> ~ identical to the above D2020S cuff with 360° Swivel Connection.	\$18.00
D2015S 226652	1-1/2" ID Smooth-End ~ attaches to dust shrouds with 1.5" OD including Bosch tuck point and many cup wheel dust shrouds.	\$19.00

1-1/2" Hose: cuffs thread onto 1-1/2" hose, smooth end attaches to dust exhaust ports.

D1512S 201071	1-1/4" ID Smooth-End - attaches to dust shrouds with 1-1/4" OD including Dewalt's tuck pointing and surface grinding cup wheel shrouds (i.e. Diamond Vantage blue shroud.)	\$13.00
D1515S 168896	1-1/2" ID Smooth-End ~ attaches to dust shrouds with 1.5" OD including all Bosch tuck point shrouds & Metabo's "clip-on" tuck point shroud. Also used as the inlet cuff for Dewalt's DWV012 vac to use a 1-1/2" hose.	\$9.00
D1520S 194324	2.0" ID Smooth-End ~ attaches to dust dust guards with a 2" OD dust port including our USA Dust Guards (6" and 12") and Metabo's. Also used with our Universal Inlet Cuff (#IC200U) to use 1-1/2" hose, and attaches to existing Fein inlet cuff (w 1-1/4" hose removed) to use 1.5" hose.	\$12.00
D1515T 201055	1-1/2" Dual Threaded-Ends ~ used with the Glitter Bit Dust Controller and to connect two (2) 1-1/2" hoses together.	\$12.00

1-1/4 & 1-3/8" Hose: cuffs thread onto 1-1/4 & 1-3/8" hose, smooth end attaches to dust exhaust ports.

For vacs with a 1-1/4" and 1-3/8" hoses (Bosch, Dewalt, Fein, Hilti) the following cuffs thread onto their hoses.

D1212S 201071	1-1/4" ID Smooth-End ~ attaches to dust shrouds with 1-1/4" OD including Dewalt's tuck pointing and surface grinding cup wheel shrouds (i.e. Diamond Vantage "blue" cup wheel shroud.)	\$9.00
D1215S 201064	1-1/2" ID Smooth-End ~ attaches to dust shrouds with 1-1/2" OD including all Bosch tuck pointing shrouds.	\$13.00
D1220S 109015	2.0" ID Smooth-End ~ attaches to dust shrouds with 2.0 OD including our USA Dust Guard (6" and 12") and Metabo's tuck point shroud.	\$21.00

Coupler | Universal Adapter



#D-HC | Coupler — Joins a 1.5" or 2" hose together or transits from a 1.5" to 2" hose. Both ends of the coupler are 2.0" OD. **\$23.00**



#119221 | Universal Adapter — 1.5" OD x Taper End. Taper end + unique material securely installs and hold itself into most dust ports including European, Asian, Hilti, Dewalt. Select any 1.5" ID cuff to the adaptor's 1.5" OD. **\$19.00**

Y-Splitter: Connects (2) Vacuums (for increased CFM) or Operates (2) Dust Shrouds from (1) Vacuum.

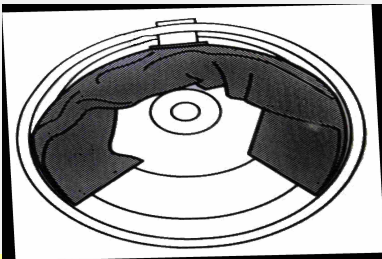


- Cost-effective, OSHA Silica Dust Compliance way to increase CFM. Provides the same airflow (CFM) & suction (H2O) as expensive dual-motor or 240 volt dust extractors.
- Each leg of the Y-Port accepts a 1-1/4", 1-1/2" or 2" hose using the appropriate screw cuff (D1220S for 1.25" hose, D1520S for 1.5" hose, D2020S for 2" hose)
- Cost effective way to dramatically increase airflow (CFM) at end-of-hose using [2] vacuums or to operate [2] dust shrouds from [1] vacuum.

#D0014 Y-Port \$ 42.99 (top photo, left, with yellow hose and 2" OD cuffs), accepts 1-1/4", 1-3/8", 1-1/2", 2" hoses with appropriate 2" ID smooth connectors

#D0016 Y-Port \$107.99 (shown left), includes 2" x 12.5" hose with (2) 2" ID smooth connectors (D2020S)

Debris Collection Bags: Air Pulse Self-Clean & Longo Pac



PN: 136514

Air Pulse Filter Collection Bag

— Best upgrade you can make for any vacuum

"Fits Most Shop Vacs & Dust Extractors"

Stronger, Better Quality, Superior Collection Yields

- Outperforms and *outlasts* any "fleece", cloth or paper bag 10:1 - maximizes collection yields, decreases bag consumption, will not tear or accidentally burst *even when tossed a dumpster.*
- OSHA Silica Dust Compliant — Self-Clean, Heavy-Weight Filter Bag. Heavy-weight filter media inflates & deflates, self-cleaning itself when vacuums are turned off and on or during filter cleaning cycle with dust extractors. Dust is effectively released, powerful suction is assured, cartridge filters stay clean.
- Keeps Everything Clean: the outside of the bag, the inside of the tank and the HEPA filter are all kept clean!
- Fits 8 to 17 gallon tanks with a 2.5" OD deflector port (photo, left). Helps prevent fine dust leakage from the tank — *A+ to use to vacuum cold fire place ash.*



Universal - Fits: Bosch, Dewalt, Dustless, Fein, USA Dust Guard (all models), Hilti (300 CFM), Makita, Milwaukee, Nilfisk, Ridgid, Shop Vac, many others.

\$65.00 / 5 pk N \$550.00 / 50 case



Longo Pac, Plastic Bags

PN: 184621

Fits All Longo Pac
Dispensers
72 Ft., 6 Mil

\$99.00
4-Cnt Box




Cartridge Filters

Type	Item No.	Description	Fits Vacuum	Price
	184619 (USA Dust Guard)	HEPA Filter, 9 SqFt 12 / Case	Ermator / Husqvarna S-Series S13, S26, S36 Saw Sales Ultra Vac 1250, 950	Call for Pricing
	PAV0104	HEPA Filter, 9 SqFt	Pearl PAV18 Pearl PAV26, PAV36	xxx.xx
	590397401 590430201 (Husqvarna)	Conical Pre-Filter, 10 SqFt Conical Pre-Filter, 18 SqFt	Ermator / Husqvarna - S13 Ermator / Husqvarna - S26	xxx.xx xxx.xx
	184619 (USA Dust Guard)			xxx.xx
	590430202 (Husqvarna)	Conical Pre-Filter, 40 SqFt	Ermator / Husqvarna - S36	xxx.xx
	184619 (USA Dust Guard)			xxx.xx
	PAV18001 PAV26005 PAV36001	Conical Pre-Filter, 12 SqFt Conical Pre-Filter, 18 SqFt Conical Pre-Filter, 40 SqFt	Pearl - PAV18 Pearl - PAV26 Pearl - PAV36	xxx.xx xxx.xx xxx.xx
	VF130H	HEPA Flat Filter, 99.95% @ 0.3 Microns	Bosch 9 - 14 Gallon Models	xxx.xx
	VS430H	HEPA Flat Filter, 99.95% @ 0.3 Microns	Bosch - 300 CFM 17 Gallon Model	xxx.xx
	302001095 302000490	HEPA Wet/Dry Filter Wet/Dry Filter	Nilfisk - Aero 26, 31 Nilfisk - Attix 30, 50	xxx.xx
	107413555	HEPA Filter, 99.95% @ 0.3 Microns	Nilfisk - Attix 33, 44	xxx.xx
	10413540	Wet/Dry Filter	Nilfisk - Attix 33, 44	xxx.xx
	DW9330	HEPA, Wet/Dry Filter	Dewalt - DWV010, DWV012	xxx.xx

Replacement Filters — fits USA Dust Guard “Scaffold Vacs”

   	HEPA Filter PN: 12-33	12-33	HEPA Filter	USA Dust Guard SCAFFOLD VACUUMS	\$169.00	
		12-32	Pre-Filter			\$3.40
	Pre Filter PN: 12-32	12-31	Space Filter	Same (5) filters are used in all [3] Scaffold Vacs	\$12.60	
	Space Filter PN: 12-31	12-30	Protection Filter Bag			\$65.00 / 5 Pk \$550.00 / 50 Bx
	Protector Filter PN: 12-30	136514	Air Pulse Collection Bag (right)			

Additional Vacs, Cartridge Filters

Type	Item No.	Description	Fits Vacuum	Price
	313 45 012 010	Flat Pleated Cartridge Filter Dry	FEIN Auto & Non-Auto Clean 9.3 Gallon	XXX.XX
	313 45 059 010	Wet / Dry / High Efficiency		XXX.XX
	313 45 060 010	HEPA		XXX.XX
	13001	Wet / Dry High Efficiency	Dustless D1603	XXX.XX
	D1434	Wet / Dry HEPA	Dustless D1619	XXX.XX