

USA

Dust Guard



Div. of Scott Electric • 800-388-2232, #2403

Price List: DIAMOND BLADES

Concrete, Masonry, Asphalt Stone, Tile, Ceramic

SUPREME MAXX — Cuts the Hardest Materials & Last: Stone ! Rebar ! Block ! Brick ! Mortar ! Pre-Cast

For Use with High Speed Angle Grinders ! Hand Saws ! Walk-Behind & Joint Saws (5 - 35 HP) ! Masonry Saws



There is not a better cutting or longer lasting blade in America -
Inventor of the Dust Director®, Air Pulse Bag, Glitter Bit, Sealant Slicer.

OUR SIGNATURE BLADE

Smooth, Chip-Free Sawing + Maximum Life through:

- Hardest Aggregates including these Granites: Black Absolute, Black Galaxy, Blue Pearl
- Cured Concrete with Rebar, Masonry Block, Hardest Mortar, Glazed Brick, Refractory Brick

LOWEST COST INCLUDING LABOR

30% Faster Cutting + Maximum Life --

Outperforms "diamond arranged" blades because of the superior diamonds and our special bond.

97092

97093

97096

4.5" x .080 x 7/8"

5" x .080 x 7/8"

6" x .095 x 7/8"

\$28.00

\$30.00

\$38.00

LW0709DM

LW0809DM

LW0909DM

7" x .095 x 7/8"-U

8" x .095 x 7/8"-U

9" x .095 x DM-5/8"

\$54.00

\$59.00

\$74.00

LW1009U

97097

180768

10" x .095 x DM-5/8"

12" x .110 x 1"-20mm

12" x .125 x 1"-20mm

\$92.00

\$110.00

\$119.00

LW1411E

97099

LW1612E

14" x .110 x 1"-20mm

14" x .125 x 1"-20mm

16" x .125 x 1"-20mm

\$139.00

\$149.00

\$259.00

LW1812E

LW2012E

LW2414E

18" x .125 x 1"

20" x .125 x 1"

24" x .140 x 1"

\$319.00

\$398.00

\$498.00

VALUE / PRICED — SEGMENTED: Cured Concrete ! Medium Aggregate ! Moderate Steel.



DESCRIPTION

SIZE

SINTERED

LASER WELDED

SINTERED

- Tall 13mm diamond segments for long life & consistent performance
- Segments are soldered to core.

LASER WELDED

- Fast cutting 10mm segment height - laser welded for longer life & deeper cutting through medium aggregate.

4.5" x .080 x 7/8"

5" x .080 x 7/8"

6" x .090 x 7/8"

7" x .090 x 7/8"-U

8" x .090 x 7/8"-U

9" x .090 x 7/8"-U

10" x .090 x 7/8"-U

12" x .125 x 1"-20mm

14" x .125 x 1"-20mm

16" x .125 x 1"-20mm

T4508C

T0508C

T0609C

T0709U

T0809U

188413

T1009U

188415

T1412E

T1612E

\$ 9.00

\$11.00

\$19.00

\$20.00

\$24.00

\$36.00

\$41.00

\$69.00

\$89.00

\$132.00

107728

107729

S0609C

S0709U

S0809U

S0909U

S1009U

S1212E

S1412E

S1612E

\$17.00

\$19.00

\$26.00

\$38.00

\$49.00

\$54.00

\$65.00

\$89.00

\$99.00

\$134.00

TURBO CONTINUOUS RIM — Faster, Smooth Cutting ! Harder Aggregates ! Moderate Steel.



DESCRIPTION

SIZE

TRADE

PRO GRADE

TRADE GRADE

- A+ Cost Value
- Consistent Performance.

PRO GRADE

- Identical Diamond Quality
- More Diamond Crystals
- Longer Life.

4.5" x .080 x 7/8"

5" x .080 x 7/8"

6" x .080 x 7/8"

7" x .090 x 7/8"-U

8" x .080 x 7/8"-U

9" x .100 x 7/8"-U

10" x .090 x 7/8"-U

12" x .125 x 1"-20mm

14" x .125 x 1"-20mm

TQ4508C

TQ0508C

TQ0609C

TQ0709U

TQ0809U

TQ0909U

TQ1009U

TQ1212E

TQ1412E

\$11.00

\$13.00

\$20.00

\$21.00

\$25.00

\$32.00

\$37.00

\$67.00

\$87.00

TP4508C

TP0508C

TP0609C

TP0709U

TP0809U

TP0909U

TP1009U

TP1212E

TP1412E

\$23.00

\$26.00

\$36.00

\$41.00

\$49.00

\$64.00

\$74.00

\$98.00

\$120.00

GREEN WAVE — Fast, Smooth Sawing ! Recommended for Harder Aggregates & Stone.



BENEFITS OF WAVE CORE:

- Adds stability to the steel core
- Draws in air to remove debris faster for a smoother, faster cutting blade with *incredible* blade life.
- For use on medium to x-hard material *provides* chip-free cutting.

261112	4.5" x .085 x 7/8"	\$22.00
205582	5" x .085 x 7/8"	\$24.00
253598	6" x .090 x 7/8"	\$34.00
GW0709U	7" x .090 x 7/8"-U	\$48.00
GW0809U	8" x .090 x 7/8"-U	\$54.00
253594	9" x .090 x 7/8"-U	\$64.00
GW1009U	10" x .100 x 7/8"-U	\$82.00
GW1212E	12" x .118 x 1"-20mm	\$100.00
GW1412E	14" x .118 x 1"-20mm	\$125.00

WALL CUTTER — Super Aggressive Performance, Universal ! Maximum Cutting Speed & Life on All Materials



- ! Laser welded w/ 3 *different* diamond segments for under cut protection when cutting asphalt & concrete over asphalt
- ! Slanted directional segments and gullets - kicks away cuttings for very aggressive / fast cutting
- ! **Very Aggressive - faster cutting than our Supreme Maxx Blade.**

G4508C	4.5" x .085 x 7/8	\$28.00
G0508C	5" x .085 x 7/8	\$33.00
G0709DM	7" x .090 x 7/8"-DM	\$52.00
G0809DM	8" x .090 x 7/8"	\$58.00
G1009U	10" x .090 x DM	\$85.00
G1212E	12" x .125 x 1"-20mm	\$125.00
222187	14" x 125 x 1"-20mm	\$150.00
G1612E	16" x .125 x 1"-20mm	\$190.00
G1814E	18" x .142x 1" -20mm	\$240.00
G2014E	20" x .142 x 1"-20mm	\$320.00
G2415E	24" x .155 x 1"-20mm	\$460.00

MASONRY — Precision Sawing ! Hardest Stone ! Hardest Glazed Brick ! Refractory ! Razor-Edge Finish.



PROFESSIONAL GRADE

- Chip-free, sharp cutting through the most critically, hardest materials
- Razor-edge finish results on hardest materials including brick with ultra-hard finishes
- Cuts hard, dense brick, granite, high alumina brick, refractory, silicon carbide, zircon.

PS1412E	14" x .125 x 1"	\$ 260.00
PS2012E	20" x .125 x 1"	\$ 470.00
P2415E	24" x .155 x 1"	\$ 460.00

MASONRY — Brick / Block ! Pavers.



Silent Core - Supreme Grade

- > **50% Sound Reduction!**
- > Eliminates the high-pitch whine
- > Cut concrete, brick, block, pavers.

Block - Supreme Grade

- > High performance speed & life
- > Dual design for exceptional cutting speed with low vibration
- > High performance wear-resistant bond for dry cutting of soft, abrasive material
- > Exceptional blade life and cutting speed for masonry saws.

SILENT CORE

14" x .125 x 1" #SC1412E	\$210.00
18" x .145 x 1" #SC1814E	\$360.00
20" x .145 x 1" #SC2014E	\$430.00

BLOCK

12" x .125 x 1" #MB1212E	\$150.00
14" x .125 x 1" #MB1412E	\$170.00
16" x .125 x 1" #MB1612E	\$220.00
20" x .142 x 1" #MB2014E	\$325.00
24" x .155 x 1" #MB2415E	\$410.00

TUCK POINT BLADES

B
L
A
D
E

Sandwich - Black



OUR SIGNATURE BLADE

The Supreme Maxx blade assembled as a Sandwich Blade. Cuts granite, hardest mortars - cuts sharp and LASTS!

Sandwich - Silver




- General purpose to medium hard mortar
- 30% faster cutting vs. a solid grinding blade, shorter life
- 10 times less dust than solid tuck blade

Solid - Pro Tuck



- PRO Grade - very sharp, smooth, fast grinding
- **Extremely hard mortar & concrete**
- **Angle grinders, joint saws.**

Solid - Speed Tuck



- General purpose to hard mortar
- If blade is chipping the brick go with the Solid Pro Tuck or Black Sandwich
- **Tall 12mm Seg Hgt**

Solid - Trade Grade



- Soft to general purpose mortar
- Easy grinding, no jumping or chipping on soft to medium mortar

SIZE	Part No.	Price	Part No.	Price	Part No.	Price	Part No.	Price	Part No.	Price
3" x .250	XB0325C	\$33.00								
4" x .250	XB0425C	\$33.00	XS0425C	\$20.00	254322	\$38.00	SK0425C	\$27.00	SS0425C	\$24.00
4.5" x .250	107369*	\$36.00	107284	\$24.00	111876	\$42.00	97100	\$30.00	SS4525C	\$28.00
4.5" x .375	XB4537C	\$46.00	107302	\$35.00	SB4537C	\$56.00			SS4537C	\$39.00
5" x .250	107380	\$44.00	98054	\$27.00	109092	\$48.00	97101	\$34.00	SS0525C	\$30.00
5" x .375	107460	\$54.00	XS0537C	\$39.00	SB0537C	\$63.00			158109	\$45.00
6" x .250	98123	\$57.00	406351	\$48.00	SB0625C	\$72.00	SK0625C	\$55.00	SS0625C	\$38.00
6" x .375		\$72.00	XS0637C	\$65.00	SB0637C	\$98.00				
7" x .250	XB0725C	\$62.00	XS0725C	\$52.00	SB0725C	\$77.00	SK0725C	\$60.00	SS0725C	\$42.00
7" x .375	XB0737C	\$78.00	XS0737C	\$68.00	SB0737C	\$100.00			SS0737C	\$62.00

GLITTER BITS — Tuck Pointing Bits ! Grinds Hard Mortar ! Fits In Tight Areas.



- Finishes what a diamond blade cannot ~ prevents over cuts into adjacent brick
- Grind vertical brick joints, inside wall corners, window and door brick returns w/ precision control
- 4-1/4" bit for single brick removal
- Installs in variable speed die grinders, operates between 7,000 and 10,000 RPM.

75533

1/8" x 3"

\$ 34.00

75578

1/4" x 3.5"

\$ 38.00

75581

1/4" x 4-1/4"

\$ 47.00



Diamond Wave Blade -

3/32" thickness to remove concrete, epoxy and mortar from thin joints. Wave tooth design provides superior performance and life. Two arbor sizes available.

#MT-385 Multi-Tool & #MT-385 Fein Super Cut \$28.00 ea

JOINT WIDENING — Wide, Oversize Diamond Blades ! Laser Welded




- For use on walk-behind & joint saws
- Re-shapes existing concrete joints
- For 6" and 7" blades, see the following "Pro" Tuck Blade.

W0825E-C
W0837E-C
W0850E-C
W1225E
W1237E
W1425E
W1431E
W1437E
W1450E

8" x .250 x 1" w PH - 7/8"
8" x .375 x 1" w PH - 7/8"
8" x .500 x 1" w PH - 7/8"
12" x .250 x 1"
12" x .375 x 1"
14" x .250 x 1"
14" x .312 x 1"
14" x .375 x 1"
14" x .500 x 1"

\$ 99.00
\$130.00
\$260.00
\$370.00
\$430.00
\$410.00
\$480.00
\$510.00
\$740.00


CRACK CHASING — "V" Shaped Diamond Segment ! Laser Welded

	DESCRIPTION	SIZE	PREMIUM	
	Laser welded, V-shaped blade for easy routing or following cracks in concrete	4.5" x .250x 7/8"	CC4525C	\$48.00
		4.5" x .375 x 7/8"	166479	\$64.00
		5" x .250 x 7/8"	CC0525C	\$58.00
		5" x .375 x 7/8"	406626	\$70.00
		5" x .500 x 7/8"	CC0550C	\$112.00
	Also used to re-shape decorative V-shaped joints.	6" x .250 x 7/8"	CC0625C	\$80.00
		6" x .375 x 7/8"	CC0637C	\$109.00
		7" x .250 x 7/8"	CC0725C	\$89.00
		7" x .375 x 7/8"	CC0737C	\$115.00
	PREMIUM GRADE - High quality diamonds ~ <i>these blades last — extreme life!</i>	8" x .250 x 7/8"	CC0825C	\$99.00
		8" x .250 x 1" w/ hole	CC0825E	\$99.00
		8" x .375 x 7/8"	CC0837C	\$130.00
		8" x .375 x 1" w/ hole	CC0837E	\$130.00
		8" x .500 x 7/8"	CC0850E	\$190.00
		8" x .750 x 1"-20mm	CC0875E	\$620.00
		12" x .750 x 1"-20mm	CC1275E	\$989.00


CUT'N GRIND — Granite ! Cured Concrete ! Pavers ! Sidewalk Trip Hazards ! Concrete through Steel Deck.

	<p>> With flush mount holes to cut like a blade & smooth like a cup wheel (grinding takes too long) - blade sizes: 4.5", 5", 6", 7".</p> <p>> Unique 2-in-1 blade cuts <i>and grinds</i> the hardest materials like granite and concrete pavers with ease.</p> <p>> Attach the Flush Cut Adaptor to cut raised concrete pads.</p>	TH4508C	4.5" x .087 x 7/8"	\$25.00
		TH0508C	5" x .087 x 7/8"	\$29.00
		TH0609U	6" x .087 x 7/8"-U	\$40.00
		TH0709U	7" x .095 x 7/8"-U	\$55.00
		TH0809U	8" x .095 x 7/8"-U	\$57.00
		TH0909U	9" x .102 x 7/8"-U	\$79.00
		TH1009U	10" x .102 x 7/8"-U	\$112.00
		TH0809U	12" x .125 x 1"/20MM	\$129.00
		TH0909U	14" x .125 x 1"/20MM	\$159.00

35 - 75 HP BLADES — Additional Widths Available (.145 to .500) see web site or pricing for pricing.

	<ul style="list-style-type: none"> Professional Cutters Walk-Behind Saw Blades Cured Concrete with Drop Segments for Overlay Cutting Soft Bond for Hard Aggregate Fast cutting through extremely hard, cured concrete with rebar 	Cured Concrete & Overlay	Asphalt	Size	Price
		XP1412E	XPA1412E	14" x .125	\$ 265.00
		XP1612E	XPA1612E	16" x .125	\$ 310.00
		XP1812E	XPA1812E	18" x .125	\$ 360.00
		XP2014E	XPA2014E	20" x .125	\$ 395.00
		XP2415E	XPA2415E	24" x .125	\$ 530.00
		XP2615E	XPA2615E	26" x .155	\$ 570.00
		XP3018E	XPA3018E	30" x .155	\$ 870.00
		XP3618E	XPA3618E	36" x .155	\$1,240.00

ASPHALT / GREEN CONCRETE — High Speed ! Angle Grinders, Circular Saws ! Low 5 -35 HP Push Saws.

	<ul style="list-style-type: none"> Laser Welded, Supreme Grade Designed for use with hand held and low horsepower walk-behind saws Dry / wet cutting, medium bond - Intended for use in medium aggregate Very fast, smooth, sharp cutting, low cost ratio. 	AG4509C	4.5" x .090 x 7/8"	\$38.00
		AG0509C	5" x .095 x 7/8"	\$44.00
		AG0610C	6" x .100 x 7/8"	\$60.00
		AG0712U	7" x .125 x 7/8"-U	\$85.00
		AG0809U	8" x .095 x 7/8"-U	\$85.00
		AG0910C	9" x .100 x 7/8"-U	\$99.00
		AG1010C	10" x .100 x 7/8-5/8"	\$120.00
		AG1212E	12" x .125 x 1"-20mm	\$159.00
		AG1412E	14" x .125 x 1"-20mm	\$195.00
		AG1612E	16" x .125 x 1"-20mm	\$220.00
		AG1814E	18" x .142 x 1"-20mm	\$260.00
		AG2015E	20" x .155 x 1"-20mm	\$330.00
		AG2415E	24" x .155 x 1"-20mm	\$440.00

USA

Dust Guard



Div. of Scott Electric 800-388-2232, #2403

www.USADustGuard.com

USA

Dust Guard



Div. of Scott Electric • 800-388-2232, #2403

Diamond Blades

STONE & SPECIALTY

Sharp, Clean Finish Edge

SKINNY BLADES — High Speed ! Thinnest Width ! Dry / Wet ! Razor-Edge Finish.



- For cutting very thin butter joints, porcelain, glazed brick, etc.
- Smooth, fast, chip-free cutting. Reinforced center core for added strength

SB4505C	4.5" x .050 x 7/8"	\$28.00
SB0505C	5" x .050 x 7/8"	\$32.00
SB0655U	6" x .055 x 7/8" - U	\$40.00
SB0755U	7" X .055 X 7/8" - U	\$44.00
SB0855U	8" x .055 x 7/8"-U	\$54.00
SB1060C	10" x .060 x 5/8"	\$65.00

AZ DEMOLITION - Premier Oil & Gas Pipeline Cutting Blade — Outlasts an abrasive blade 100:1.

Cuts through Padlocks, Cast Iron, Angle Iron, Rebar, Steel, Block & Brick, Wood, High-Density Polyethylene (HDPE), PVC, Plastic (lumber, bottles), Bullet Proof / Tempered Glass, Fiberglass, Ductile, Ductile Iron, Reinforced Concrete*.

Similar to an Abrasive Blade - **Advantages vs. Abrasive Blade:** Much Safer, More Versatile, Longer Lasting, 90% Less Sparks, Can Be Used Wet, Virtually Eliminates Vibration & Breakage for Improved Operator Comfort & Safety, Steel Core Retains its Size throughout the Blade's Entire Life, Low or NO Odor, Less Debris and Dust - only from the material being cut.



- Cuts through a wide range of material at a moment's notice
- Laser welded vacuum braised diamonds adhered to the gullets
- Engineered perimeter holes and slots for smooth cutting & cooling
- Sides on the 14" blade are impregnated in a swirl pattern with silicon carbide for beveling

* Reduced life when just cutting concrete

AZ4511C	4.5" x .050 x 7/8"	\$36.00
AZ0511C	5" x .050 x 7/8"	\$40.00
AZ0612C	6" x .073 x 7/8"	\$56.00
AZ0712U	7" x .055 x 7/8"-U	\$65.00
AZ0812U	8" x .125 x 7/8"-U	\$89.00
AZ0912U	9" x .063 x 7/8"-U	\$99.00
AZ1012U	10" x .125 x 7/8"-U	\$119.00
AZ1214E	12" x .125 x 1"-20mm	\$160.00
AZ1414E	14" x .125 x 1"-20mm	\$210.00
AZ1614E	16" x .125 x 1"-20mm	\$225.00
AZ1814E	18" x .145 x 1"	\$335.00
AZ2015E	20" x .155 x 1"	\$398.00

DUCTILE IRON — Concrete Water Mains ! High Speed ! Hard Material.



- Segmented Diamond Rim for Longer Life, Aggressive Cutting
- Concrete & Cast Iron Pipe
- Side plating for added steel core protection through the cut
- 5mm (.196") diamond segment height.

DI1211E	12" x .110 x 1"/20mm	\$154.00
DI1212E	12" x .125 x 1"/20mm	\$174.00
DI1411E	14" x .110 x 1"/20mm	\$179.00
DI1412E	14" x .125 x 1"/20mm	\$220.00
DI1612E	16" x .125 x 1"/20mm	\$245.00

FLUSH CUT ADAPTER — For Diamond Blades with 4-Hole Mount.



- Designed to extend diamond blades beyond the grinder arbor or to flush cut surfaces
- With 5/8"-11female arbor to connect with grinders polishers
- Four screws included with each adapter.

#FCA

For use on any small diameter blade with flush mount hole pattern.

\$14.60

Allows flush cutting and deeper penetration with the blade.

Provides easy blade changing, blade is spun on and off - no more locking nuts!

STONE / TILE BLADES — Lapidary ! Ultra Thin ! High Precision ! Dry / Wet.



J-slot around the edge of the blade (for 4.5" - 12" blades) help dissipate heat for extended blade life and faster cutting speeds.

- Provides a smoother, cleaner cut than a notched rim or plated blade.
- TB Series - wet sawing.
- **TD Series - dry sawing**
- Cuts Ceramic, Porcelain, Natural Stone, Rocks, Minerals, Gemstones, Glass, Terrazzo and Laboratory Specimens
- Provides a cleaner cut with a razor sharp edge finish.

TB4506C	4.5" x .060 x 7/8" - 7MM	\$14.00
TB0506C	5" x .060 x 7/8" - 7MM	\$17.00
TB0606C	6" x .063 x 5/8" - 7MM	\$25.00
TB0706C	7" x .063 x 5/8" - 10MM	\$36.00
TB0806C	8" x .063 x 5/8" - 7MM	\$45.00
TB1006C	10" x .065 x 5/8" - 10MM	\$75.00
TB1208U	12" x .080 x 1"-20mm - 10MM	\$99.00
TB1208M	12" x .080 x 60MM - 10MM	\$99.00
TB2010M	20" x .100 x 50/60MM	339.00

TD4506C	4.5" x .050 x 7/8" - 8MM	\$11.00
TD0506C	5" x .050 x 7/8" - 8MM	\$16.00
TD0606C	6" x .060 x 7/8" - 8MM	\$19.00
TD0706C	7" x .060 x DM" - 8MM	\$22.00
TD0806C	8" x .060 x 5/8" - 8MM	\$29.00
TD1006C	10" x .060 x 5/8" - 8MM	\$39.00

ELECTRO PLATED — Premium Grade ! Marble ! Tile ! Travertine.



4 Hole Flush Cut

- 2mm (.078") segment height
- Unique design for calcium based stones like marble, travertine, bluestone, etc.
- Dramatically cleaner cuts than any other turbo or segmented blade
- Flush mount adapter ready to allow cutting and shaping without changing tools.

See Flush Cut Adapter

EB4506C	4.5" x .060 x 7/8"-5/8"	\$54.00
EB0506C	5" x .060 x 7/8"-5/8"	\$60.00

ADDITIONAL STONE PRODUCTS - Call for pricing



Bridge Saw Blades



Low Profile Cup Wheels



Contour Cutting



Polishing

USA

**Dust
Guard**



Div. of Scott Electric 800-388-2232, #2403

www.USADustGuard.com